


DISCOVERY FILM FESTIVAL

Scotland's International Film Festival
for Young Audiences



Discovery Shorts 2024

Creative activities for families and children

From Discovery Film Festival: Sat 19 October – Sun 3 November 2024

dca.org.uk/discovery-film-festival

© Dundee Contemporary Arts 2024

DCA

Dundee Contemporary Arts



Discovery Shorts 2024



This pack contains a mix of activities, all designed to extend the film viewing experience when watching our Discovery Shorts 2024 packages. You'll find activities linked to the below short films, plus general activities that link to character and animation.

We like to link to the three Cs (character, colour, camera) and Ss (story, sound and setting) – we use these with young audiences to help explore key aspects of moving image creation. We've used these activity sheets with family groups, nurseries, public workshops and school visits as well as having them available to pick up from our venue and online.

These activity sheets are designed to fit on A4 or A3 for photocopying or downloading at home, and can be done using simple materials.

We hope that you and your young audiences enjoy them!


Discovery Film Festival team

Pufferfish Face

In the film, *Pufferfish*, remember how the wee yellow fish was afraid, then angry, then friendly?

We'd like you to give your fish a face expression, grumpy or smiley but try to draw the eyes, eyebrows and a mouth.

Use the materials provided OR whatever you have at home to turn this outline below into a real character...



A Party for Alfred!

In the film *Va-t'en Alfred!* – this means ‘go away Alfred!’ – the character, Sonia, welcomes Alfred with kindness and a hot drink.

We’d like you to create a ‘WELCOME PARTY FOR ALFRED’. Think about welcoming a new neighbour or new friend. What food, snacks and drinks will you have, which friends, other birds and animals will be there?

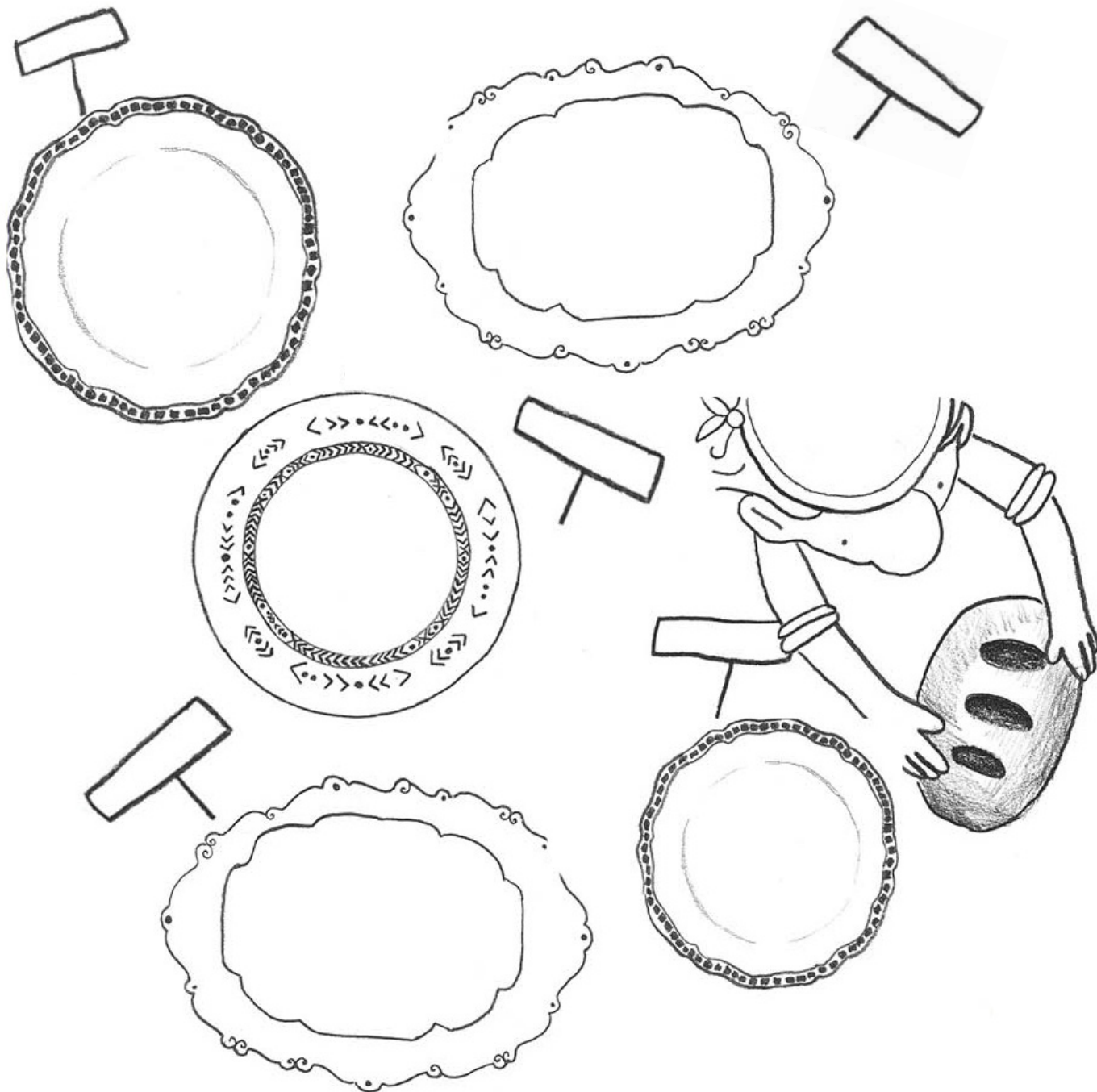
You can draw, colour in or cut and stick collage to make your party scene below



Help Boris Bake!

Boris needs some help, he has to bake cakes, pasteries and crusty bread for his neighbours, but he's allergic to flour. Can you help by baking some delicious treats?

- Draw or collage some of your favourite baked goods below.
- Tell us what your delicious treats are, by adding their names to the signs provided.
- Share your wonderful bake-makes using #DCAmakes

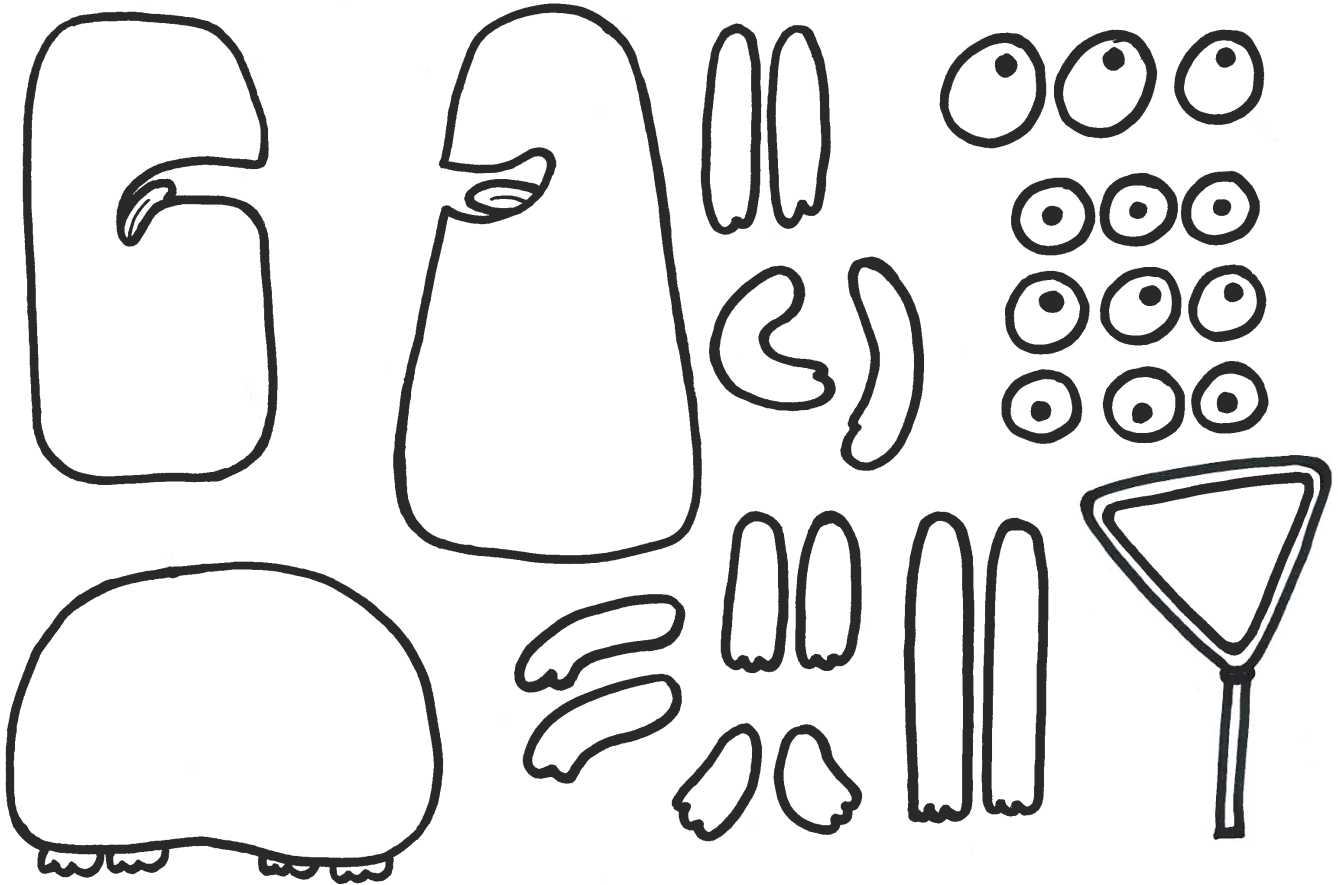



Sign Up Monster Make

Inspired by the wonderful animated film, *Sign Up!*, and its monsters we'd like you to create your own Story, Character and Sounds using these templates.

You can colour them in with crayon or felt pen, cut them out and stick together to make your own monster character.

Will yours be green, purple or red? How many eyes will it have?
What kind of sign will make them move, jump or dance?



Special Soundtrack

The film, *Què li passa al cel?* (What's up with the sky? in English) tells a story about humans affecting the natural world and the environment through their thoughtlessness. But in the end humans learn to make changes that help keep the natural world and human world in balance, phew!

We'd like you to make your OWN MINI SOUNDTRACK for each of these scenes from the film. Work together to create sounds with your voices and anything you find around you. Use the pictures and make notes around them of all the sounds, then try making them!



Watery Ways

In the animated film, *Agua* (water), the filmmaker shows us how humans try to control and manage natural water for our own use through pipes, machinery and industry.

We'd like you to use your imagination to show how water gets to where you live...

You can draw with pencil, crayon or felt pen or use cut and stick collage from magazines if you have any at home.




My Imaginary Friend

In the beautiful animated film, *Lulina e a Lua*, the filmmakers take us into the amazing world of Lulina's imagination and her fears. She creates and meets an imaginary friend as she goes on a journey to find out that her fears are not as bad as she imagined they were after all.

We'd like you to create your own imaginary friend. What would they look like, what textures, colours, shapes would they have? Where would they take you?

Whilst you are doing this in your family group have a chat about when you were very little, what you were afraid of and how things have changed as you have grown up.





Fabulous Five Word Film Review

Now that you've seen the short films, what did you think of them?
Choose your favourite one.

We'd love you to write a FIVE WORD REVIEW for it.

Find FIVE words that describe or capture something about the story, the characters, the colours, or sounds, or how it made you feel with any 'WOW' words to sum it all up.

You can colour, draw or doodle your words in your own style:

1

2

3

4

5

Create Your Own Character

Cut out the shapes, colour them in and join them together using paper fasteners to make them move.

