


DISCOVERY FILM FESTIVAL



Scotland's International Film Festival
for Young Audiences



Discovery Shorts: Greatest Hits

Creative activities for families and children

From Discovery Film Festival: Sat 21 October - Sun 5 November 2023

discoveryfilmfestival.org.uk

With support from DCA Cinema and Learning teams
© Dundee Contemporary Arts 2023

DCA
Dundee Contemporary Arts



SCREEN SCOTLAND
SGRÌN ALBA

DUNDEE
ONE CITY, MANY DISCOVERIES



Discovery Shorts: Greatest Hits



This pack contains a mix of activities, all designed to extend the film viewing experience when watching our Discovery Shorts: Greatest Hits packages. You'll find activities linked to the following short films, plus general activities that link to character and animation.

- Zebra
- Tyrannosaurus Funk
- Looks
- Hopfrog
- Wombo
- A Love Story in Milk
- Snowflake

We like to link to the three Cs (character, colour, camera) and Ss (story, sound and setting) - we use these with young audiences to help explore key aspects of moving image creation. We've used these activity sheets with family groups, nurseries, public workshops and school visits as well as having them available to pick up from our venue.

These activity sheets are designed to fit on A4 or A3 for photocopying or downloading at home, and can be done using simple materials.


We hope that you and your young audiences enjoy them!

Discovery and DCA Learning team



Zebra


In Julia Ocker's film *Zebra*, we watch the zebra lose their stripes and try out some new patterns. Make a pattern for the zebra below using any materials you like.





Dino Mask

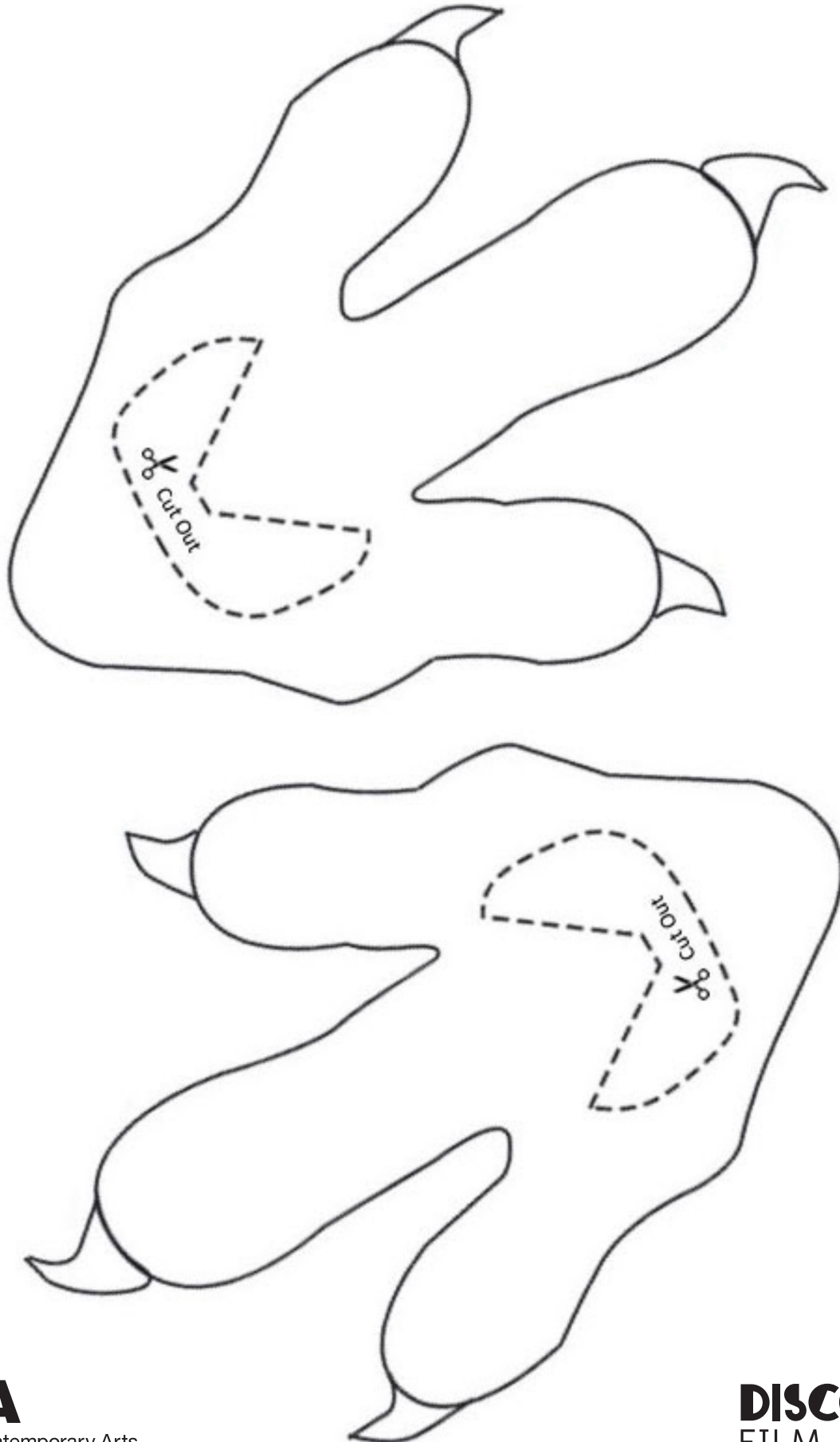
Inspired by *Tyrannosaurus Funk*, create your own dinosaur mask. Colour in the template below, cut around the dotted lines and ask an adult to help you cut out the eye holes. Once your mask is ready, add a straw with some tape so you can hold it in front of your face.





Dino Feet


Make yourself some dinosaur feet to wear and be inspired by *Tyrannosaurus Funk* to stamp to the beat. Paint, colour, or collage them and then cut out with some help from an adult.



More Dinosaur Fun

Enjoy some more ideas for play using dinosaurs:

- Dip toy dinosaurs in water-based paint and use them to stamp patterns across the page. You can make cleaning up afterwards fun by giving the dinosaurs a bath.



- Make a taste-safe sensory tray for wee ones to play with their dinosaurs. Use jelly for volcanoes and try peas and broccoli for the plants. You can feed the peas to the ducks afterwards, it's their favourite food!



.....


Fingerprint Friends

Use your fingers and paint or an ink pad to make fingerprints.

Inspired by the film *Looks*, make some fingerprints together and then turn them into characters by drawing on and around them to make faces and bodies.



Make some characters using the fingerprints below:








Hopfrog

Inspired by the film *Hopfrog*, draw a character below.

Have a think about how your character is feeling - are they happy, shocked, confused or sad? How can you tell by their facial expressions? You can use the facial expressions here on this sheet or draw your own.

Add colour, cut your character out and use straws and tape to make your character into a puppet.



DCA

Dundee Contemporary Arts

DISCOVERY
FILM FESTIVAL




.....

Wombo

In the film *Wombo*, Wombo lands in distress on planet Earth. He is chased by a dog, ends up in a vegetable basket and nearly gets cooked for dinner! Wombo goes through a range of different emotions, pulling lots of different faces throughout his adventures.

Create your own Wombo character and show us how he's feeling. You can use the facial expressions below. Cut them out, colour them and stick them onto the Wombo template. Remember - eyebrows are important!





Dreaming Patterns

In the film *Snowflake* the boy has a dream. What might he be dreaming about? How many patterns can you create from the animals, the scenery and the snowflake? Draw, colour in, collage or paint your dream below.





Story Board

The film *Love Story in Milk* ends with the milk carton characters being separated - one making its way to the recycling and the other falling out and being placed in the bin. How do you think the story should end?

Using the story board template below, draw pictures for each scene and write a description of what's happening on the lines below.























Create Your Own Character

Cut out the shapes, colour them in and join them together using paper fasteners to make them move.

