

It's summer time and we've got a whole host of courses and workshops planned to celebrate.

Harness the power of the sun to create bold blue prints in **Cyanotype on Paper**, make sure your holiday photos look their best with introductory classes in **Digital Photography**, **Photoshop** and **Lightroom**, plus turn any film you capture into a cinematic masterpiece at **Digital Video Editing with Adobe Premiere Pro**. You can even create the perfect album to keep your summer memories in with our new course: **Japanese Cloth Covered Accordion Album**.

With school holidays and fun trips, we know that summer can mess with your routine, so we've provided different options for some of our most popular classes. Choose from weekend or evening classes for **Screen Printing** and **Etching** or pick from a selection of dates for **Riso Printing** and **Black and White Photography**.

Get Creative July - September 2024

Print Studio Tour

Wed 3 July

17:30 - 18:30 | Free

Join us for a tour of our state-of-the-art Print Studio to learn more about what happens in the studio and find out about the many different printmaking techniques that our studio users, visiting artists and Get Creative class participants use to make artworks.



Taster Session

Sat 13 July (One-day workshop)

13:00-16:00 | £50

If you're not sure which one of our courses to try, this taster session is for you! We'll explain the main types of printing available, such as etching, relief printing, screen printing and photography, and you'll get the opportunity to talk to staff and have a go at some simple techniques.



Screen Printing (Intermediate)

Starts Thu 18 July | Starts Wed 4 September (Four-week course)

18:00-20:30 | £175 (£160)

Develop your screen printing skills using photographic techniques and power-assisted screen printing tables. This course is for those who have completed Introduction to Screen Printing or similar and covers all aspects of how to construct a screenprint using images from photo stencils.



Introduction to Screen Printing

Sat 20 July (One-day workshop) | 10:30-17:00

Starts Tue 10 September (Three-week course) | 18:00-20:30

£120 (£105)

Choose from a one-day workshop or three-week evening course and learn how to create wonderfully colourful and graphic prints using hand-cut paper stencils. This class is the perfect introduction to the screen printing process.



Book online at www.dca.org.uk or call on **01382 432 444**

Get Creative July - September 2024

Riso Printing (Beginners)

Starts Wed 24 July | Starts Thu 29 August (Two-week course)

18:00–20:30 | £70

Learn all about the wonderful world of Risograph printing and these amazing Japanese designed machines. This fast paced process uses soy-based inks and recycled paper. Use a variety of hand drawn techniques and collage to create richly-coloured, multi-layered prints.



Tetra Pak Dry Point Printing

Sat 27 July (One-day workshop)

10:30–16:00 | £70

Learn how to do dry point printing the lo-fi way using recycled Tetra Pak cartons and achieve very fine line drawings or textured areas. This is the perfect course for both beginners and intermediate printmakers, and you will leave with a collection of wonderfully detailed intaglio prints.



Introduction to Digital Photography

Sat 27 & Sun 28 July (Two-day course)

12:00–17:00 | £175 (£160)

Unlock the creative potential of your camera and take control of your photos. This two-day course will explain the benefits of learning how to adjust your camera settings to suit different environments. You will learn how to achieve correct exposure, improve your colours, and much more.



Photography Forum

Sat 27 July | Sat 31 August | Sat 28 September

11:00–13:30 | Free

If you're a keen photographer and would like to share your work or you'd like to meet other photographers and see their photos, then join our Photography Forum. This informal, friendly group of enthusiasts meet regularly at DCA to share their images and thoughts on all things photography.



Introduction to Lino Cutting

Sat 3 August (One-day workshop)

10:30–17:30 | £120 (£105)

Catering to people who would like to learn the basic stages of lino cutting, this is a great course for beginners. Learn how to use specialist tools to create intricate hand-carved blocks, which will then be printed on a vintage press to create your own lino prints to take home.



Introduction to Etching

Starts Tue 6 August (Two-week course) | 18:00–20:30

Sat 21 September (One-day workshop) | 10:30–17:00

£120 (£105)

Choose from a two-week evening course or one-day workshop to learn the basics of etching aluminium. You'll explore the inking process, deckled edged paper and Chine Colle, and leave with a small edition of prints.




Book online at **www.dca.org.uk** or call on **01382 432 444**

Introduction to Wood Engraving

Sun 10 August (One-day workshop)

10:30–16:30 | £120 (£105)

Join expert wood engraver Beth Robertson for this one-day class. Beth will show you how to create designs using traditional wood engraving tools onto an end grain practice block as well as a resin block. From these blocks you will then print wonderful repeat patterns onto Japanese paper.



Black & White Photography: Darkroom for Beginners

Sat 10 & 11 August | Sat 14 & Sun 15 September (Two-day course)

12:00–17:00 | £175 (£160)

Learn how to process your black and white film, make contact sheets and explore black and white printing in a traditional darkroom. Bring an exposed film with you and our expert tutor will teach you all the stages of film development.



Signwriting

Sat 17 & Sun 18 August (Two-day course)

10:30–16:30 | £175 (£160)

Join expert Brian Robertson to learn basic brush-handling skills, illustrative work and gold-leaf or glass gilding. This introductory course covers brushes, paints, mahlsticks, pounce patterns and tracings, chalks, tapes, letterform layout and hand-drawing of Sans Serif, Roman and Casual Scripts.



NEW: Japanese Cloth Covered Accordion Album

Starts Wed 21 August (Four-week course)

18:00–20:30 | £175 (£160)

Learn how to construct an album of double leaves, making it perfect for writing, painting or putting photos on both sides. The accordion structure is flexible and creates a sculpturally interesting book. You'll finish your book by covering it with cloth inspired by Japanese Kimono patterns.




Introduction to Mono Printing

Sat 24 August (One-day workshop)

10:30–17:30 | £120 (£105)

This one-day class is perfect for beginners and a great introduction to the world of printmaking. Printmaker Anupa Gardiner will demonstrate various mono printing techniques using specialist equipment, layering up inked stencils with painted and drawn marks to create unique one-off prints.



Introduction to Adobe Lightroom

Sat 24 & Sun 25 August (Two-day course)

12:00–17:00 | £175 (£160)

Lightroom is a streamlined photo-retouching and organisational software from the makers of Photoshop. It takes all the photo-specific functions and puts them in an easy to use package. Learn how to import, sort, edit, adjust and export finished files, along with how to create print and web templates.



Japanese Brush Calligraphy

Sun 25 August (One-day workshop)

10:30–17:30 | £120 (£105)

Gain an insight into the ancient art form of 'Shodo' (the 'Way of the Brush'), with artist Campbell Sandilands. Experience an ink grinding meditation, draw a Zen circle, try numerous characters using different styles of calligraphy, and learn to use various kinds of brushes.



Reduction Lino Printing

Sat 31 August & Sun 1 September (Two-day course)

10:30–17:30 | £175 (£160)

Led by expert lino artist Liz Myhill, explore a variety of methods to produce single and multiple colour prints. Covering use of tools, equipment and techniques for reduction and multi-block printing, you'll finish the course with a small portfolio of prints.



Introduction to Adobe Photoshop

Sat 31 August & Sun 1 September (Two-day course)

12:00–17:00 | £175 (£160)

Explore and start using the wide range of possibilities for creating images as well as enhancing and working with photographs and digital images. You will learn how to use the programme tools, filters and features for colour and tone correction, cutting and pasting, applying special effects and more.



Japanese Woodblock Printing

Sat 7 & Sun 8 September (Two-day course)

10:30–17:30 | £175 (£160)

Step back in time into the intriguing world of Japan's Edo Period and gain an insight into the mysteries of 'Ukiyo-e' woodblock prints with artist Campbell Sandilands. Learn how to prepare and cut woodblocks and use them to create your own prints.




Wood Engraving

Starts Thu 12 September (Four-week course)

18:00–20:30 | £175 (£160)

Join expert wood engraver Beth Robertson and learn how to work with this beautiful form of printmaking that uses fine engraving tools to create intricately detailed designs. Create images by cutting into the surface of the end grain of box, lemon or cherry wood.



Introduction to Letterpress

Sat 14 September (One-day workshop)

10:30–17:30 | £120 (£105)

Learn the basics of setting moveable wooden and metal type, and using Adana, Quarto and Albion presses to print your own verses. We'll take you through all the different stages, from hand-setting type and locking into a frame for printing to how to identify problems and find suitable remedies.




Adobe Illustrator

Sat 14 & Sun 15 September (Two-day course)

11:00–17:00 | £175 (£160)

Used by creatives right across the art and design industries, Illustrator is one of Adobe's most adaptable software packages. In this course you will be taught by an experienced graphic designer on how to create designs for either print or screen, using the many applications Illustrator has to offer.



Cyanotype on Paper

Sat 21 September (One-day workshop)

10:30–17:30 | £120 (£105)

Join artist Kit Martin and explore this beautiful, traditional photographic technique. Using the latest UV light equipment and (potentially) Scottish sunlight to achieve the deepest of blues and create soft, atmospheric images.



Argyrotpe Printing

Sun 22 September (One-day workshop)

10:30–17:30 | £120 (£105)

Create atmospheric Van Dyke Brown tinted prints using an early photographic process. The day will start with a brief discussion of early photographic history, followed by a demonstration of the process. You'll then learn the different stages to create your own prints.



Mokulito: Japanese Wood Lithography

Sat 28 & Sun 29 September (Two-day course)

10:30–17:30 | £175 (£160)

A form of lithography developed in Japan in the 1970s, this process replaces the stone matrix surface with wood. Join artist Susannah Oliver to learn how to make prints using this wonderful process that infuses the unique grain of the wood along with the hand-painted marks and incisions of the artist.



Digital Video Editing with Adobe Premiere Pro

Sat 28 & Sun 29 September (Two-day course)

11:00–17:00 | £175 (£160)

This hands-on video editing course covers the basic skills of cutting and assembling digital footage using industry standard software. During the course you'll learn to apply a range of video editing techniques to enhance your skills and take your video projects to the next level.

