

Join us in DCA Print Studio to get creative with our programme of autumn courses and workshops.

If you've never tried printmaking before, we've got plenty of courses for beginners. Our **Taster Session** is a great place to start, and we have introductory classes in screen printing, etching, lino cutting and more, as well as courses in photography and digital processes. We've also got a brand new course that's perfect for anyone who has had a go at etching before - **Aquatint Etching**, plus **Introduction to Laser Cutting** is back

As we enter the tail end of the year, we're also bringing you opportunities to get ready for Christmas. Create lots of seasonal stationery in **Festive Letterpress** or create your own works of art to give as gifts with courses like **Wood Engraving** and **Japanese Woodblock Printing**.

Get Creative October - December 2024

Print Studio Tour

Wed 2 October

17:00 - 18:00 | Free

Join us for a tour of our state-of-the-art Print Studio to learn more about what happens in the studio and find out about the many different printmaking techniques that our studio users, visiting artists and Get Creative class participants use to make artworks.



Tetra Pak Dry Point Printing

Sat 5 October (One-day workshop)

10:30-16:00 | £70

Learn how to do dry point printing the lo-fi way using recycled Tetra Pak cartons, and achieve very fine line drawings or textured areas. This is the perfect course for both beginners and intermediate printmakers, and you will leave with a collection of wonderfully detailed intaglio prints.



Introduction to Digital Photography

Sat 5 & Sun 6 October (Two-day course)

11:00-16:00 | £175 (£160)

Unlock the creative potential of your camera and take control of your photos. This two-day course will explain the benefits of learning how to adjust your camera settings to suit different environments. Learn how to achieve correct exposure, improve your colours, and much more.



Adobe Illustrator

Sat 5 & Sun 6 October (Two-day course)

11:00-17:00 | £175 (£160)

Used by creatives right across the art and design industries, Illustrator is one of Adobe's most adaptable software packages. In this course you will be taught by an experienced graphic designer on how to create designs for either print or screen, using the many applications Illustrator has to offer.



Get Creative October - December 2024

Introduction to Screen Printing

Starts Tue 8 October (Three-week course) | 18:00–20:30

Sat 23 November (One-day workshop) | 10:30–17:00

£120 (£105)

Choose from a one-day workshop or three-week evening course and learn how to create wonderfully colourful and graphic prints using hand-cut paper stencils. This class is the perfect introduction to the screen printing process.



Riso Printing (Beginners)

Starts Thu 10 October (Two-week course)

18:00–20:30 | £70

Learn all about the wonderful world of Risograph printing and these amazing Japanese designed machines. This fast paced process uses soy-based inks and recycled paper. Use a variety of hand-drawn techniques and collage to create richly-coloured, multi-layered prints.



Taster Session

Sat 12 October (One-day workshop)

13:00–16:00 | £50

If you're not sure which one of our courses to try, this taster session is for you! We'll explain the main types of printing available, such as etching, relief printing, screen printing and photography, and you'll get the opportunity to talk to staff and have a go at some simple techniques.




Introduction to Wood Engraving

Sun 13 October (One-day workshop)

10:30–16:30 | £120 (£105)

Join expert wood engraver Beth Robertson for this one-day class. Beth will show you how to create designs using traditional wood engraving tools onto an end grain practice block as well as a resin block. From these blocks you will then print wonderful repeat patterns onto Japanese paper.



Create Your Own Pinhole Camera

Sun 13 October (One-day workshop)

10:30–17:00 | £120 (£105)

Join artist Kit Martin to learn the basics of pinhole photography. Construct your own cardboard camera and use it to take photographs before learning about the magical chemical process of developing black and white prints in a traditional darkroom.



Introduction to Etching

Sat 19 October (One-day workshop) | 10:30–17:00

Starts Tue 12 November (Two-week course) | 18:00–20:30

£120 (£105)

Choose from a two-week evening course or one-day workshop to learn the basics of etching aluminium. You'll explore the inking process, deckled edged paper and chine collé, and leave with a small edition of prints.



Book online at www.dca.org.uk or call on **01382 432 444**

Get Creative October - December 2024

Black & White Photography: Darkroom for Beginners

**Sat 19 & 20 October | Sat 30 November & Sun 1 December
(Two-day course) | 12:00–17:00 | £175 (£160)**


Learn how to process your black and white film, make contact sheets and explore black and white printing in a traditional darkroom. Bring an exposed film with you and our expert tutor will teach you all the stages of film development.



Introduction to Mono Printing

**Sat 26 October (One-day workshop)
10:30–17:30 | £120 (£105)**

This one-day class is perfect for beginners and a great introduction to the world of printmaking. Printmaker Anupa Gardiner will demonstrate various mono printing techniques using specialist equipment, layering up inked stencils with painted and drawn marks to create unique one-off prints.



Photography Forum

**Sat 26 October | Sat 30 November
11:00–13:30 | Free**

If you're a keen photographer and would like to share your work or you'd like to meet other photographers and see their photos, then join our Photography Forum. This informal, friendly group of enthusiasts meet regularly at DCA to share their images and thoughts on all things photography.



RETURNING: Introduction to Laser Cutting

**Sun 27 October (One-day workshop)
10:30–17:30 | £120 (£105)**


Learn how to laser-cut and engrave hand-drawn, computer-generated, and photographic images onto different materials, such as paper, wood and Perspex. This course is perfect for artists, designers and individuals who want to explore using CNC technology to make print matrixes.



Wood Engraving

**Starts Mon 28 October (Four-week course)
18:00–20:30 | £175 (£160)**

Join expert wood engraver Beth Robertson and learn how to work with this beautiful form of printmaking that uses fine engraving tools to create intricately detailed designs. Create images by cutting into the surface of the end grain of box, lemon or cherry wood.



Screen Printing (Intermediate)

**Starts Wed 30 October (Four-week course)
18:00–20:30 | £175 (£160)**

Develop your screen printing skills using photographic techniques and power-assisted screen printing tables. This course is for those who have completed Introduction to Screen Printing or similar and covers all aspects of how to construct a screenprint using images from photo stencils.



Book online at www.dca.org.uk or call on **01382 432 444**

Get Creative October - December 2024

Signwriting

Sat 2 & Sun 3 November (Two-day course)

10:30–16:30 | £175 (£160)

Join expert Brian Robertson to learn basic brush-handling skills, illustrative work and gold-leaf or glass gilding. This introductory course covers brushes, paints, mahlsticks, pounce patterns and tracings, chalks, tapes, letterform layout and hand-drawing of Sans Serif, Roman and Casual Scripts.



Introduction to Adobe Lightroom

Sat 2 & Sun 3 November (Two-day course)

12:00–17:00 | £175 (£160)

Lightroom is a streamlined photo-retouching and organisational software from the makers of Photoshop. It takes all the photo-specific functions and puts them in an easy to use package. Learn how to import, sort, edit, adjust and export finished files, along with how to create print and web templates.



Festive Letterpress

Sat 9 November (One-day workshop)

10:30–17:30 | £120 (£105)

Get ready for the festive season with this creative one-day workshop. Add the personal touch to your Christmas cards and gift labels by learning how to use moveable type, images and shapes to make your own seasonal designs. Take home a selection of printed stationery ready for December.

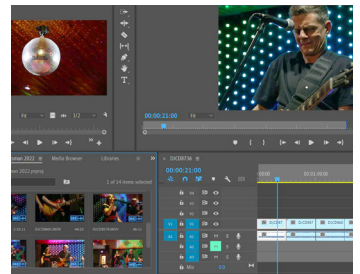


Digital Video Editing with Adobe Premiere Pro

Sat 9 & Sun 10 November (Two-day course)

11:00–17:00 | £175 (£160)

This hands-on video editing course covers the basic skills of cutting and assembling digital footage using industry standard software. During the course you'll learn to apply a range of video editing techniques to enhance your skills and take your video projects to the next level.



Japanese Brush Calligraphy

Sun 10 November (One-day workshop)

10:30–17:30 | £120 (£105)

Gain an insight into the ancient art form of 'Shodo' (the 'Way of the Brush'), with artist Campbell Sandilands. Experience an ink grinding meditation, draw a Zen circle, try numerous characters using different styles of calligraphy, and learn to use various kinds of brushes.



Introduction to Lino Cutting

Starts Thu 14 November (Two-week course)

18:00–21:00 | £120 (£105)

Catering to people who would like to learn the basic stages of lino cutting, this is a great course for beginners. Learn how to use specialist tools to create intricate hand-carved blocks, which will then be printed on a vintage press to create your own lino prints to take home.



Book online at www.dca.org.uk or call on **01382 432 444**

Mokulito: Japanese Wood Lithography

Sat 16 & Sun 17 November (Two-day course)

10:30–17:30 | £175 (£160)

A form of lithography developed in Japan in the 1970s, this process replaces the stone matrix surface with wood. Join artist Susannah Oliver to learn how to make prints using this wonderful process that infuses the unique grain of the wood along with the hand-painted marks and incisions of the artist.



Introduction to Adobe Photoshop

Sat 16 & Sun 17 November (Two-day course)

12:00–17:00 | £175 (£160)

Explore and start using the wide range of possibilities for creating images as well as enhancing and working with photographs and digital images. You will learn how to use the programme tools, filters and features for colour and tone correction, cutting and pasting, applying special effects and more.



Japanese Woodblock Printing

Sat 30 November & Sun 1 December (Two-day course)

10:30–17:30 | £175 (£160)

Step back in time into the intriguing world of Japan's Edo Period and gain an insight into the mysteries of 'Ukiyo-e' woodblock prints with artist Campbell Sandilands. Learn how to prepare and cut woodblocks and use them to create your own prints.



NEW: Aquatint Etching

Starts Tue 3 December (Three-week course)

18:00–20:30 | £120 (£105)

Learn how to apply hand-painted tonal marks to metal etching plates using aquatinting techniques. An ideal follow up class for those who have already completed Introduction to Etching, or for artists wanting to refresh their intaglio skills.



Full Colour Riso (Faux CMYK)

Starts Wed 4 December (Three-week course)

18:00–20:30 | £120 (£105)

Print complex full colour images and photos using our new state-of-the-art Risograph printer, which can print two colours at the same time. Choose from a palette of vivid ink colours, layering four of them in halftones to create a print as subtle or as bold as you dare.



Reduction Lino Printing

Sat 7 & Sun 8 December (Two-day course)

10:30–17:30 | £175 (£160)

Led by expert lino artist Liz Myhill, explore a variety of methods to produce single and multiple colour prints. Covering use of tools, equipment and techniques for reduction and multi-block printing, you'll finish the course with a small portfolio of prints.




Electro Etching

Sat 14 & Sun 15 December (Two-day course)




10:30–17:30 | £175 (£160)

Come and explore the fascinating technique of electro-etching with engraver Anna Ólafsson. Learn how to make etchings on copper and zinc plates without the need for acids, using drawing methods unique to the electro-etching process.




Made in DCA Print Studio

EXHIBITION



Sat 28 September
— Sun 6 October

Centrespace, DCA



Join us in Centrespace to browse and buy prints created by Registered Users of our Print Studio.

You'll find a wide variety of print techniques and subject matter on display, from black and white prints of local landmarks and mono prints of wildlife to risograph prints of musicians and mokulito prints of landscapes.

This is a great chance to start or add to your print collection or give the gift of art, while also supporting DCA and local artists.

Centrespace can be accessed via the stairs in Jute Café Bar on the Lower Ground Floor, with lift access available to floor -3.

Images by: Angela Taylor, Anne Russell, Anne Skinner, Lera Grant, Callum Stanton, Gina Wright, Linda Kosciwicz, Sheila Borthwick, Peter Gregor, Theresa Gourlay, and Bill Taylor

DCA is supported by



In partnership with



Freelands
Foundation

www.dca.org.uk