


DISCOVERY FILM FESTIVAL



Scotland's International Film Festival
for Young Audiences



Discovery Shorts: 2023

Creative activities for families and children

From Discovery Film Festival: Sat 21 October - Sun 5 November 2023

discoveryfilmfestival.org.uk

DCA

Dundee Contemporary Arts


DUNDEE
ONE CITY, MANY DISCOVERIES



With support from DCA Cinema and Learning teams
© Dundee Contemporary Arts 2023

.....

Discovery Shorts: 2023



This pack contains a mix of activities, all designed to extend the film viewing experience when watching our Discovery Shorts: 2023 packages. You'll find activities inspired by the films below, plus more general activities (Create a Character and Story Board) that link to character and animation.

- T-Rex
- Hush Hush Little Bear
- The Boy and the Elephant

We like to link to the three Cs (character, colour, camera) and Ss (story, sound and setting) and use these with young audiences to help explore key aspects of moving image creation. We've used these activity sheets with family groups, nurseries, public workshops and school visits as well having them available to pick up from our venue.

These activity sheets are designed to fit on A4 or A3 for photocopying or downloading at home, and can be completed using simple materials.

We hope that you and your young audiences enjoy them!


Discovery and DCA Learning team

.....

.....

Dino Mask

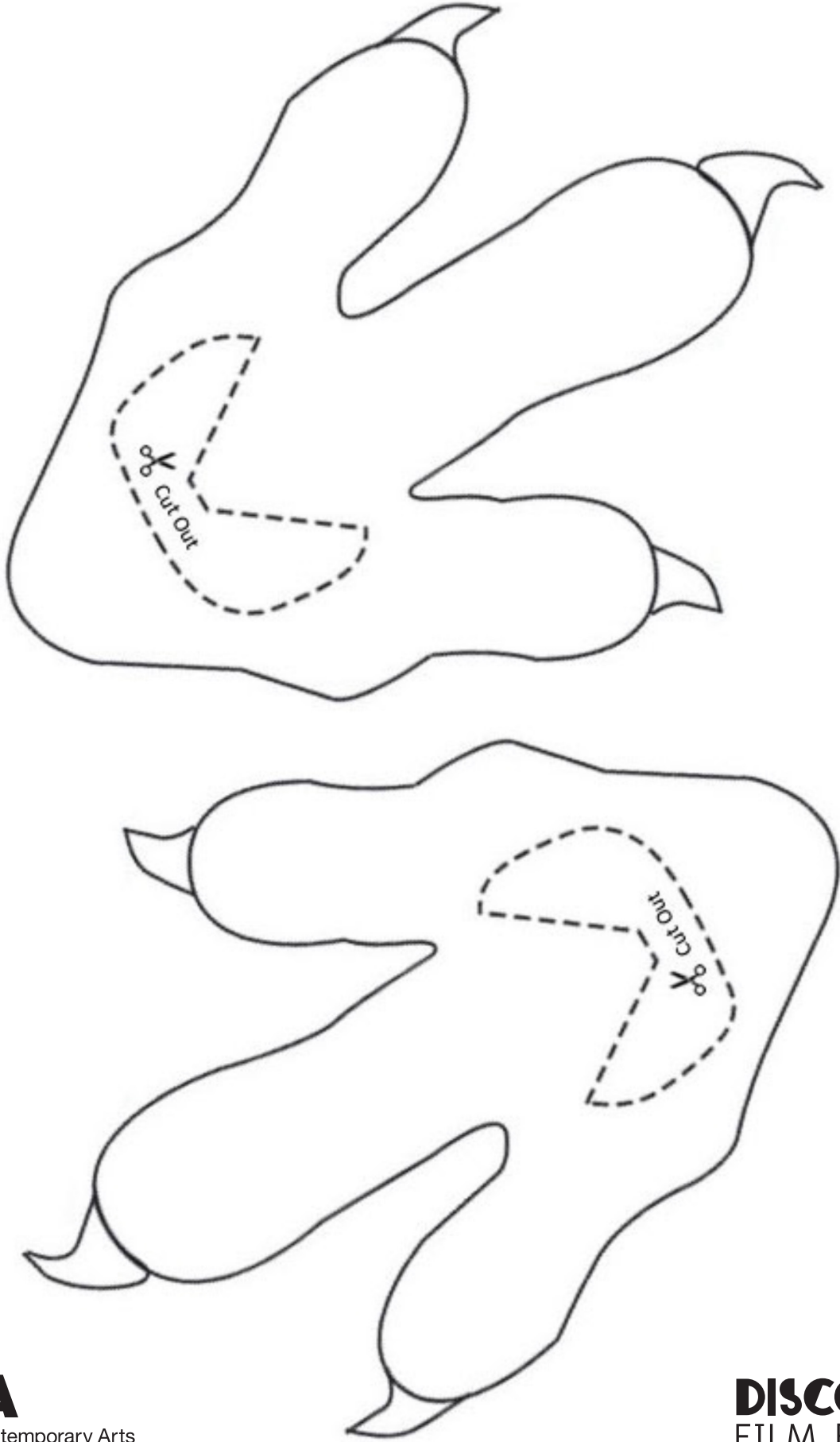
Inspired by *T-Rex*, create your own dinosaur mask. Colour in the template below, cut around the dotted lines and ask an adult to help you cut out the eye holes. Once your mask is ready, add a straw with some tape so you can hold it in front of your face.





Dino Feet


Make yourself some dinosaur feet to wear and stamp around. Paint, colour, or collage them and then cut out with some help from an adult.



More Dinosaur Fun

Enjoy some more ideas for play using dinosaurs:

- Dip toy dinosaurs in water-based paint and use them to stamp patterns across the page. You can make cleaning up afterwards fun by giving the dinosaurs a bath.



- Make a taste-safe sensory tray for wee ones to play with their dinosaurs. Use jelly for volcanoes and try peas and broccoli for the plants. You can feed the peas to the ducks afterwards, it's their favourite food!



Fluffy Clouds

In *Hush Hush Little Bear* the sheep make fluffy clouds for the bears.

To make your own fluffy cloud, you will need:

- Blue paper or card
- White paper or card
- White fluffy wool or cotton wool balls
- White chalk
- Glue stick or double-sided sticky paper



● Make a cloud shape or use the one above. Cut it out and stick to the blue paper.



● Play with the fluffy wool and feel how soft it is. Now pull it into fluffy wisps and stick these onto the cloud until it's covered in fluff.



● Add stars by making dots with white chalk. Try smudging each dot with your finger to make it look like it's shining.

.....

Make Me a Friend

In *The Boy and The Elephant*, the animation is hand-drawn and the artist has used blue for one character and red for the other – why might they have done that?

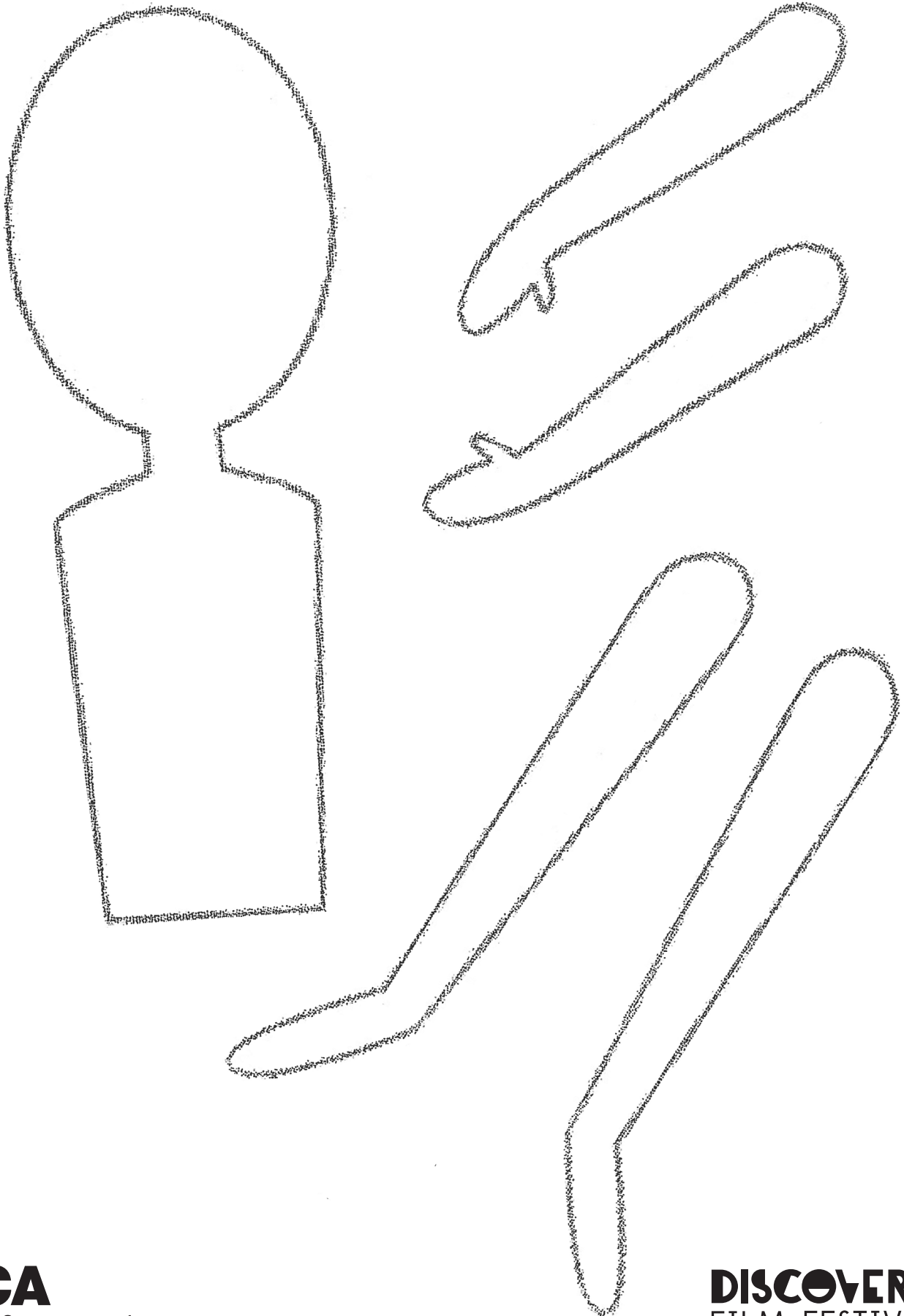
Create a new friend for the elephant. You can draw, cut out and stick, or collage onto this scene from the film. What colour or colours will you use and why have you chosen them? How will they talk and move? What will your new character do to make friends with the sad elephant?





Create Your Own Character

Cut out the shapes, colour them in and join them together using paper fasteners to make them move.





Story Board

Using the story board template below to create a plan for your own animated film. Draw pictures for each scene and write a description of what's happening on the lines below.



















