

DISCOVERY FILM FESTIVAL

Scotland's International Film Festival
for Young Audiences



Teachers' Resource Pack: **Shorts for Wee Ones – Hoofs on Skates**

Early Years and First Level | Created by Lindsay Law


Discovery Film Festival: Sat 19 October – Sun 3 November 2024

DCA
Dundee Contemporary Arts



discoveryfilmfestival.org.uk

© Dundee Contemporary Arts 2024
With support from the DCA Cinema and Learning teams



Introduction

Discovery Learning Resources give you exciting classroom activities to enhance Curriculum for Excellence delivery.

They are created by classroom teachers and education professionals.

Each resource aims to:

- support and extend working with film in the classroom
- help prepare teachers for a class visit to a Discovery Film Festival film and to extend the impact of that visit for delivery of CfE
- develop confidence in Moving Image Education approaches and working with 21st Century Literacy/moving image texts

Each resource is free and available to download from:
<http://www.discoveryfilmfestival.org.uk/resources>:

Shorts for Wee Ones – Hoofs on Skates

Dir: Ignas Meilūnas

Lithuania 2024 / 12m

Dialogue-free



Shorts for Wee Ones – Hoofs on Skates

Synopsis:

The animation is set in a crisp winter wonderland where Pig, wearing his new ice skates, skates to the home of his best friend Cow. They then skate happily and playfully on the ice until they spot a rather terrifying creature in the water under the ice. Initially, Pig and Cow each respond differently. They have to overcome their fears and preconceptions about the creature under the ice. Tentatively, Pig and Cow support each other to come to a positive and life enhancing outcome.

Advisory note:

There are a few moments of mild threat and one image of a 'poo' emoji shown in the end credits.

Teacher's notes:


This animation explores themes of friendship, kindness, generosity, fear, empathy and problem solving. It also explores a wide range of non-verbal communication and the courage to help someone who is different from themselves.

Curriculum for Excellence Experience and Outcomes for Early and First levels.

Literacy & English: LIT 0-01b / LIT 0-11b, LIT0-01c, LIT 1-01a/ LIT 2-01a, LIT 0-14a, LIT 1-14a, LIT 1-15a

Expressive Arts: EXA 0-02a, EXA 1-02, EXA 1-03a, EXA 0-4a/EXA 1-04a, EXA 0-05a/EXA 1-05a

Technologies: TCH 0-01a, TCH 1-01a, TCH 0-12a, TCH 1-12a, TCH-14a, TCH 1-14a, TCH 1-14b





Before watching the film

Activity 1: The Poster

Carefully study the film poster in (**Appendix 1**) and answer the following questions.

1. Who are the main characters?
2. Describe what they look like and what they are wearing.
3. Describe the countryside and landscape around them.
4. Where do you think this might be?
5. What do you think the characters are going to do?



After watching the film

Activity 2: Discussion

After watching the film the class can be split into small groups to discuss the following points.

- The director has chosen to use a different camera angle to begin the film. From where are we seeing the briefcase being opened?
- Which character is opening the briefcase?
- Pig skates along a frozen river and on to a frozen lake. What happens to Pig which make the three crows in the trees laugh?
- What made Pig and Cow run away from the lake?
- Why did Pig go back to the frozen lake?
- How did Cow disguise himself?
- How did Pig and Cow communicate with the large fish under the ice?
- What do the written symbols ? and ! mean?
- Working as a team how did Pig and Cow cut air-holes into the ice to save the fish?
- Did the film turn out as you had expected?
- What was the most surprising part of the film?

Activity 3: Use of Sound in film

In this film there is no dialogue, only music and sound effects. Match the sound words with the scenes in the film. You may wish to copy or cut out and glue the words in the Word Bank.



Word Bank

cawing clattering crunching mooing
swishing click rushing

Skates on ice	
Cow saying 'Hello' to Pig	
The waterfall	
Crows in the trees	
Walking in the snow	
Pig putting ladder against Cow's wall	
Opening the briefcase	

Activity 4: Discussion

This film was made using a large table top model set. The camera angle is largely from the front of this set. In several scenes, the camera angle, or perspective changes. As a class group, can any of you remember what these are?

- Clue 1: the first time we see what the fish sees.
- Clue 2: the next time we see how the scene would look if it were in an aquarium.

In the film Pig is demonstrating figure skating which is defined as creating figures or patterns on the ice.



The crows are acting as judges in the figure skating competition. They hold up cards with numbers on them to denote the skater's score. In the end credits do the crows give a high or low score to Pig and Cow? Give a reason for your answer.





Extension activities

Learners can do this activity in either small group or whole class setting. Suggestions could be used as a basis for creating a setting and characters for their own stop-motion film.

Information on how to create a simple stop motion film can be found using these links.

Ideas on how to create characters and scenery can also be gleaned from careful exploration of the materials used in *Hoofs on Skates* as shown in the film stills in the resource pack.

- **Easy Stop Motion – BBC Bitesize** <https://www.bbc.co.uk/bitesize/articles/z7p9cmn>
- **Learn How to Animate at Home – BFI** <https://tinyurl.com/3dvz7jtw>

The film explores the use of communication in a range of non-verbal ways. There are many games which rely on non-verbal communication. Charades, a very old Victorian parlour game is still played nowadays. Pictionary is a more modern games relying on, as the name suggests, drawing pictures.

Emojis are a very modern way of non-verbal communication. Learners may wish to create their own positive and kind images to add to a class emoji list.

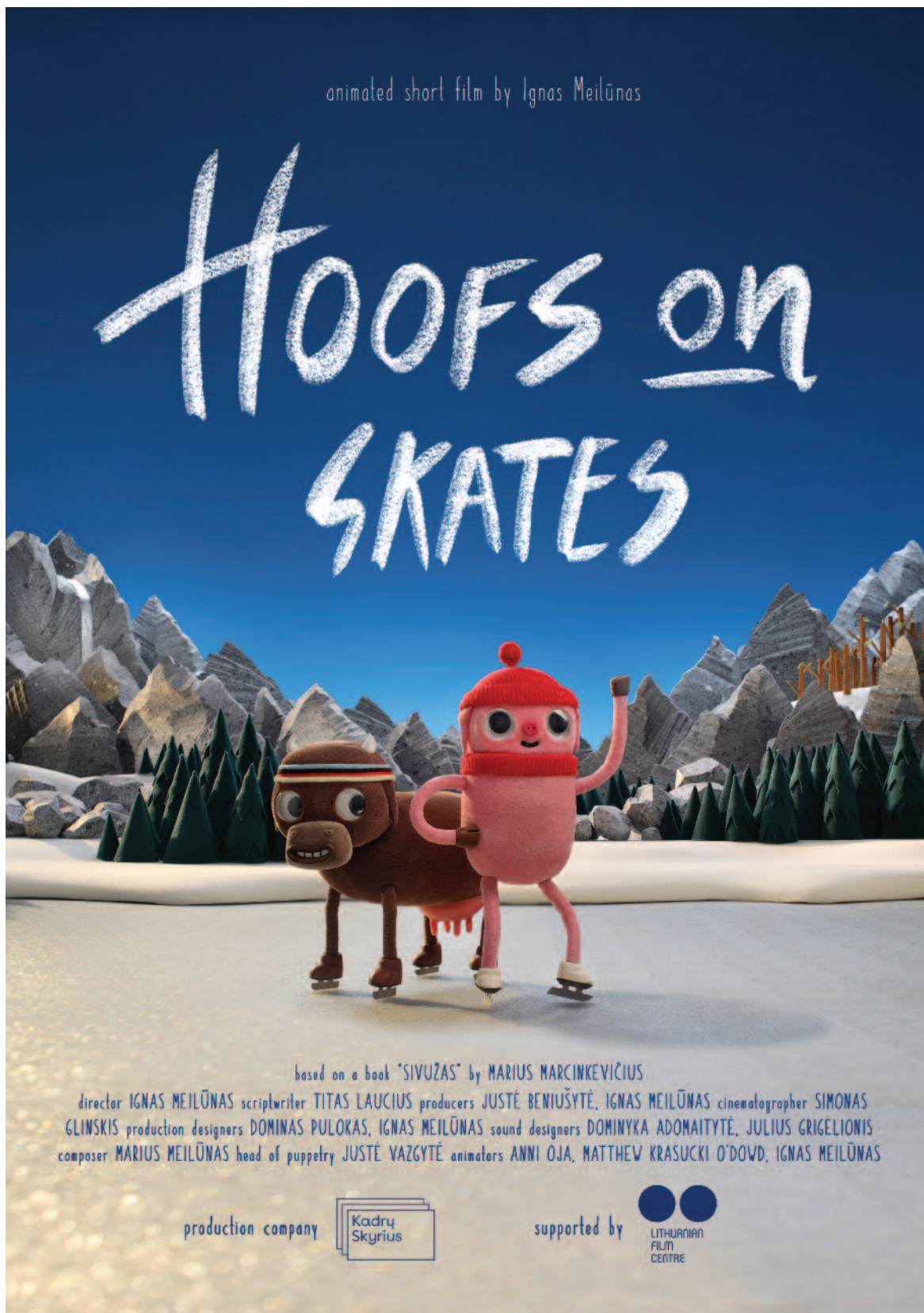
Interesting facts

Ignas Meilūna is internationally acclaimed stop motion artist and director of *Matilda and the Spare Head* (2020) which was shown at a previous Discovery Film Festival.

The film script is based on a book called *Sivužas* by Lithuanian author for children Marius Marcinkevičius.

Skating was originally developed by the Dutch as a way of travelling between villages on frozen water.

Appendix 1





Evaluating this resource

We hope that you found this resource useful and appropriate.

Please do send us any film reviews, letters from your pupils, documentation of classwork and your feedback by e-mailing amaya.marco@dca.org.uk

Would you make a good Discovery Film Festival Case Study?

We are seeking a number of simple Case Studies in how teachers have used or are using Discovery films in the classroom across Curriculum for Excellence and across the Levels.

Any case studies that we develop would be intended for presentation on GLOW, the Creativity Portal and on Discovery Film Festival websites. We have a simple template to be completed and are keen to have classwork and documentation included.

If you would like to be a Discovery Case Study please e-mail amaya.marco@dca.org.uk