


DISCOVERY FILM FESTIVAL

Scotland's International Film Festival
for Young Audiences



Teachers' Resource Pack: **Shorts for Wee Ones – Sign Up!**

Early and First Levels | Created by Tinike Dingwall

Discovery Film Festival: Sat 19 October – Sun 3 November 2024

DCA


Dundee Contemporary Arts

DUNDEE
ONE CITY, MANY DISCOVERIES

CREATIVE LAND SCOT
ALBA | CHRUTHACHAIL

discoveryfilmfestival.org.uk

© Dundee Contemporary Arts 2024
With support from the DCA Cinema and Learning teams



Introduction

Discovery Learning Resources give you exciting classroom activities to enhance Curriculum for Excellence delivery.

They are created by classroom teachers and education professionals.

Each resource aims to:

- support and extend working with film in the classroom
- help prepare teachers for a class visit to a Discovery Film Festival film and to extend the impact of that visit for delivery of CfE
- develop confidence in Moving Image Education approaches and working with 21st Century Literacy/moving image texts

Each resource is free and available to download from:
<http://www.discoveryfilmfestival.org.uk/resources>:

Sign Up!

Dir: Philip Watts

Australia / 2021 / 2m 10s

Dialogue-free



Sign Up!

Synopsis:

Jumping! Swimming! Singing! Five little monsters have fun following the signs.

Teacher's notes:

This film is fun and as it has no dialogue it is easy to use with any age group. The monsters have fun personalities, and it can be used to start thinking about why rules and signs are important.

The following Experiences and Outcomes for Early and First levels are covered by this pack:

Literacy & English: **LIT 0-14a, LIT 0-07a / LIT 0-16a / ENG 0-17a**

Expressive Arts: **EXA 0-02a, EXA 0-07a / EXA 1-07a, EXA 0-14a, EXA 0-15a / EXA 1-15a**

Director's Statement:

I made this film during the coronavirus lockdown of 2020. I wanted to make something fun and lively – a reaction I suppose to what was happening in the real world. It was only on completion that I realised my animation was mirroring what was happening during lockdown – that we weren't able to leave our front doors without following the signs and rules.

But I'm probably looking too deep. The film really is just about five monsters enjoying life.

Before watching the film

Activity 1: **The Poster**

Look at the poster for the film. Discuss what the monsters look like (colours, shapes etc). What do you think the personality of the monsters are?

Then discuss signs – why do we use signs? What signs do we know? Are there any other signs which we think would be helpful?



After watching the film

Activity 2: **Film Literacy**

Discussion points:

- What was your favourite part of the film and why?
- There was no dialogue in this film. Why do think that was?

Activity – can you add speech to the film? What would the monsters say? Would the signs speak as well and if so, what would they say? Use the worksheet in **Appendix 1** for this activity.

Activity 3: **Art/Design**

Create a new monster character to join the movie. Design what your character will look like. Think about how many eyes and legs it should have. What colour will it be? Will it be like the other monsters or different? Use the worksheet in **Appendix 2** for this activity.

After designing the monster pupils can make it out of any suitable resources like playdoh, clay, etc.

After you have made your monster evaluate it. Does your creature look like your design? How easy or difficult was it to make? What would you change about your monster?





Activity 4: **Drama**

Discuss how the characters moved in the film, what is your favourite way to move about?


Teacher or pupils can make up signs for a variety of activities. Then as a whole class, individuals or groups are shown the different signs and must act out what the signs are showing.

Pupils can give each other feedback on the drama performances saying what they like about the body movement and facial expressions etc. Which did you like the best and which was the hardest one to follow?



Appendix 1
Speech Worksheet


Beside each of the images write what you think the character would be saying.



Empty rectangular box for writing.



Empty rectangular box for writing.




Empty rectangular box for writing.




Appendix 2

Monster Worksheet

Design your own monster. Think carefully about how it will look and how it will behave.
What could you make your monster out of?





Evaluating this resource

We hope that you found this resource useful and appropriate.

Please do send us any film reviews, letters from your pupils, documentation of classwork and your feedback by e-mailing amaya.marco@dca.org.uk

Would you make a good Discovery Film Festival Case Study?

We are seeking a number of simple Case Studies in how teachers have used or are using Discovery films in the classroom across Curriculum for Excellence and across the Levels.

Any case studies that we develop would be intended for presentation on GLOW, the Creativity Portal and on Discovery Film Festival websites. We have a simple template to be completed and are keen to have classwork and documentation included.

If you would like to be a Discovery Case Study please e-mail amaya.marco@dca.org.uk