

DISCOVERY FILM FESTIVAL

Scotland's International Film Festival
for Young Audiences



Teachers' Resource Pack: **Shorts for Wee Ones – Baking with Boris (La boulangerie de Boris)**

Early Years and First Level | Created by Virginie Bradbury

Discovery Film Festival: Sat 19 October – Sun 3 November 2024

DCA

Dundee Contemporary Arts

DUNDEE
ONE CITY, MANY DISCOVERIES

CREATIVE LAND SCOT
ALBA | CHRUTHACHAIL

discoveryfilmfestival.org.uk

© Dundee Contemporary Arts 2024
With support from the DCA Cinema and Learning teams



Introduction

Discovery Learning Resources give you exciting classroom activities to enhance Curriculum for Excellence delivery.

They are created by classroom teachers and education professionals.

Each resource aims to:

- support and extend working with film in the classroom
- help prepare teachers for a class visit to a Discovery Film Festival film and to extend the impact of that visit for delivery of CfE
- develop confidence in Moving Image Education approaches and working with 21st Century Literacy/moving image texts

Each resource is free and available to download from:
<http://www.discoveryfilmfestival.org.uk/resources>:

Baking with Boris (La boulangerie de Boris)

Dir: Maša Avramović

France / 2023 / 8m 15s

Baking with Boris (La boulangerie de Boris)

Synopsis:


Every morning, Boris the village baker makes a fresh batch of crusty bread and pastries for all his neighbours until... Achoo! He can't stop sneezing. He has become allergic to flour. How will he manage to keep baking for everyone in the village?

This is a heartwarming and humorous short movie about how a community helps their baker, Boris when he finds out he is allergic to flour. This is a film about friendship, society, differences, support and learning.

Teacher's notes:

This pack covers the following Experiences and Outcomes for 1st level:

- *Literacy (Listening and Talking):* **LIT 1-02a, LIT 1-07a**
- *Science:* **SCN 1-20a**
- *Technology:* **TCH 1-04a**
- *Modern languages (French):* **MLAN 1-01c, MLAN 1-05b, MLAN 1-07b**
- *Health and Wellbeing:* **HWB 1-30b, HWB 1-35a, HWB 1-42a**



Activity 1: **Where does bread come from?**

Ask the learners if they know where bread comes from and how it is made. What sort of bread can we buy? Are they all the same shape?

With your class, watch the video 'Bread – How it's made for Kids by clicking on the link:

<https://youtu.be/1zUW6sqbM-U>

After the video, ask the learners where they think the bread will go (e.g. bakery, shops, restaurants).

Print the worksheet (**Appendix 1: Where does bread come from?**)

The learners will have to link each sentence to the correct picture.



Activity 2: Baking/Science

Why not make bread in a bag?

Follow the link: <https://www.yourhomebasedmom.com/bread-in-a-bag/> to find the recipe. It also encourages you to discuss the science behind bread making.

Please be mindful that some of your learners may have a gluten-free diet (this recipe can be adapted to suit their needs as stated at the end of the webpage)

Alternatively, this recipe could be sent home as a homework task.



Activity 3: Modern Languages (French)

Learn the vocabulary for some bakery products using the different Powerpoints:

- a) À la boulangerie: Qu'est-ce que c'est ? Link: <https://tinyurl.com/32n4rpmw>
- b) À la boulangerie: C'est quel numéro ? Link: <https://tinyurl.com/bapeyx96>
- c) À la boulangerie: C'est ... ou ... ? Link: <https://tinyurl.com/mynvsfat>
- d) À la boulangerie: Q'est-ce qu'il manque ? Link: <https://tinyurl.com/mu26tn58>

Activity 3: Modern Languages (French)

The mini flashcards (**Appendix 2**) can be printed to use for many activities including:

- Checking individual understanding (e.g. 'Show me: un croissant.')
- Snap
- Pairs (pelmanism)
- Kim's game (small groups)

You could set up a shop in your classroom where the learners would buy bread in French. The learners would simply say: 'Une baguette, s'il vous plaît !' You could then extend this to fruits and vegetables. You could also introduce numbers for the learners to ask for different quantities, e.g. 'Trois baguettes, s'il vous plaît !'

If your school is based in Dundee, you can access free French resources by requesting access to L2 curriculum and resources (French) on Teams (dundeeshools).

Discussion Points:

- 1 Watch the trailer: <https://youtu.be/Go943nefzo8> before attending the screening.

Ask the children what they think the film is about. Who is Boris? What does he do for a living? Is he good at it? What problem do you think Boris is about to face?

- 2 What are allergies?

How do we know that Boris is allergic to flour? What can we do to help?

You can watch this video: <https://youtu.be/Y5jh5D6zjvQ> sponsored by NHS

You could also use this website: <https://www.sparepensinschools.uk/teaching-videos/> which contains 4 helpful short videos.

- 3 When he discovers his allergy, Boris is really upset. Why do you think that is? (He loves his job, he is really good at it and doesn't know what else to do, it is a family business...)

How do we know this is a family business? Remind the learners of the starting scene, where Boris gets up for work and goes down the stairs. What is on the wall? What do they represent? How many generations of bakers have been in Boris' family before him?



Appendix 1

Where does bread come from?

Match each sentence to the correct picture.



The bags of flour are sent to the bakery.



The wheat is crushed to make flour.



This is baked in an oven.




Seeds are sown in a field.



Then, the bread is sliced, packaged and delivered to the shop.




The seeds grow into wheat, which is then harvested.



Flour is mixed together with other ingredients such as yeast, sugar, water and salt.

Appendix 2

Mini Flashcards Worksheet





Evaluating this resource

We hope that you found this resource useful and appropriate.

Please do send us any film reviews, letters from your pupils, documentation of classwork and your feedback by e-mailing amaya.marco@dca.org.uk

Would you make a good Discovery Film Festival Case Study?

We are seeking a number of simple Case Studies in how teachers have used or are using Discovery films in the classroom across Curriculum for Excellence and across the Levels.

Any case studies that we develop would be intended for presentation on GLOW, the Creativity Portal and on Discovery Film Festival websites. We have a simple template to be completed and are keen to have classwork and documentation included.

If you would like to be a Discovery Case Study please e-mail amaya.marco@dca.org.uk